



psr-7805lf peak

**ISO 9001 Certificate
 No. 01 100024044**

ISSUE DATE : 2007/Feb./28 REV. : 0
 5.0Vdc, 0.5 A Output Non-Isolated DC/DC converter
NOTE : THIS DATA SHEET IS ONLY FOR REFERENCE

преобразователь psr-7805lf peak

psr-7805lf купить

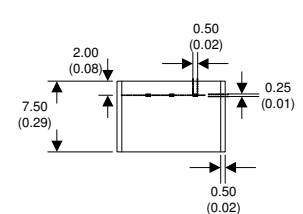
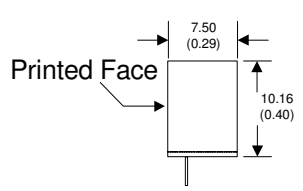
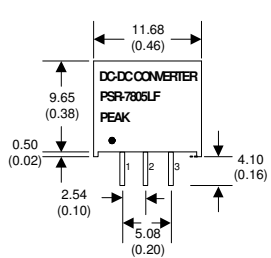
psr-7805lf купить Минске

psr-7805lf peak купить

psr-7805lf корпус

ELECTRICAL SPECIFICATIONS		GENERAL SPECIFICATIONS	
Unless otherwise noted. All specifications typical @25 °C, apply over all input voltage, Resister load.		Efficiency	83 ~ 93 %, Typ.
Input Voltage Range	6.5 ~ 34 Vdc	Switching Frequency	330KHz ±15%
Input Current (No Load)	10 mA, Max.	Case Material	Plastic(UL 94V-0 rated)
Input Current Limited (Full Load)	414 mA, Max.	Pin Material	Alloy 42 Solder coated
Input Current Limited (Output Short)	95 ~ 450 mA	Potting Material	Epoxy(UL 94V-0 rated)
Input Filter	Capacitors	ENVIRONMENTAL SPECIFICATIONS	
Output Voltage	5.0 Vdc, ±3%	Operating Temperature (With Derating)	- 40.°C ~ + 85 °C
Output Current	50 ~ 500 mA, Max.	Operating Temperature (Without Derating)	- 40 °C ~ + 71 °C
Output Ripple & Noise (20 MHz BW)	75 mVp-p, Max.	Storage Temperature	- 40.°C ~ + 125 °C
Short Circuit Protection	Continuous	Cooling	Free Air Convection
Short Circuit Restart	Automatic	Reliability Calculated MTBF MIL-HDBK-217F @25 °C (G B.)	4.5 Mhrs
Line Regulation (Vin Min. to Max.)	±0.5 %	Reliability Calculated MTBF MIL-HDBK-217F @71 °C (G B.)	1.86 Mhrs
Load Regulation (10% to 100% Load)	±0.6 %		
Capacitance Load	220uF Max.		

MECHANICAL DIMENSION



PIN #	DESCRIPTION
1	+ V Input
2	GND
3	+ V Output

Notes : All dimensions are typical in millimeters (inches).
 Tolerance x.xx = ±0.25 (±0.01)

3 Pin SIL Package

PEAK electronics GmbH

Mainzer Strasse 151-153, D-55299 Nackenheim
 Tel: +49 6135 7026 0 Fax: +49 6135 931979
 E-mail: sales@peak-electronics.de Web:www.peak-electronics.de